




CHRISTMAS TREE TYPES






FRASER FIR

-  Strong branches
-  Yellowish-green
-  Strong fragrance






SCOTCH PINE

-  Strong branches
-  Dark green
-  Medium fragrance



DOUGLAS FIR

-  Strong branches
-  Dark green
-  Strong fragrance






VIRGINIA PINE

-  Green
-  Medium fragrance





CANAAN FIR

-  Strong branches
-  Rich green
-  Medium fragrance






WHITE PINE

-  Light bluish-green
-  Low fragrance






CONCOLOR FIR

-  Strong branches
-  Bluish-green
-  Medium fragrance



BLUE SPRUCE

-  Strong branches
-  Silver blue
-  Strong fragrance

Sources: ProFlowers, Olympic Christmas Trees, VA Christmas Tree Growers Assoc., Kentucky Christmas Tree Assoc., Michigan State Univ.